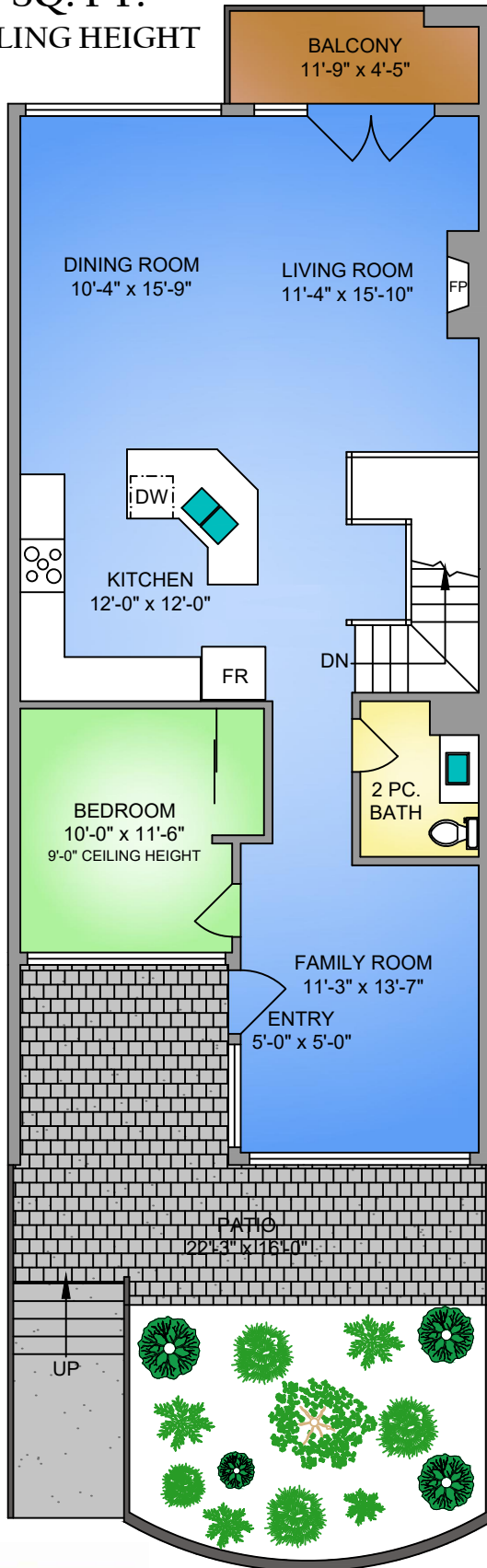


MAIN FLOOR

1005 SQ. FT.

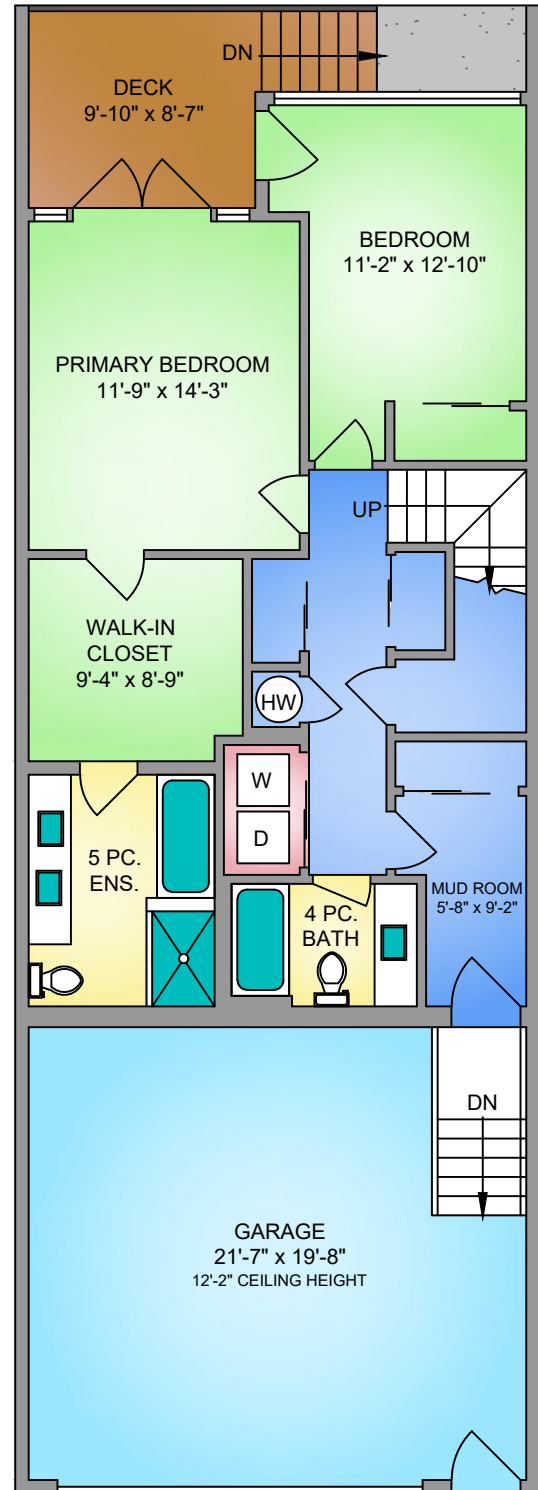
10'-6" CEILING HEIGHT




LOWER FLOOR

846 SQ. FT.

9' CEILING HEIGHT



NORTH



0' 5' 10'
SCALE



250-884-9753
matt@propermeasure.com
www.propermeasure.com

UNIT 16 - 2151 BURNSIDE ROAD WEST			
APRIL 14, 2022			
PREPARED FOR THE EXCLUSIVE USE OF DECTER & POOLE			
PLANS MAY NOT BE 100% ACCURATE, IF CRITICAL BUYER TO VERIFY.			
FLOOR	AREA (SQ. FT.)		
	FINISHED	GARAGE	DECK / PATIO
MAIN	1005	-	285
LOWER	846	445	85
TOTAL	1851	445	370